

Scaled data based on original data using
LM-79-08 Approved Method: Electrical and Photometric Measurements of Solid-
State Lighting Products

Test Report Prepared for
Cooper Lighting Solutions
(formerly Eaton)

Brand: INVUE

Report Number: P162336

Luminaire Tested: **EMM-E04-LED-E1-SL2-HSS-7030**

Issue Date: 03/03/2020

Test Information

Test Method: LM-79-08
Report Number: P162336
REPORT IS SCALED FROM IESNA LM-79-08 TEST DATA (P33726)
Test Lab: INNOVATION CENTER-P3
Issue Date: 03/03/2020
Manufacturer: COOPER LIGHTING SOLUTIONS (FORMERLY EATON)
Product Line: INVUE
Catalog Number: EMM-E04-LED-E1-SL2-HSS-7030
Description: EPIC MODERN MEDIUM DECORATIVE LED LUMINAIRE
(4) LIGHTBARS WITH AccuLED OPTICS - TYPE 2 W/ SPILL LIGHT CONTROL AND HOUSE SIDE SHIELD
Light Source: (84) 3000K CCT, 70 CRI LEDs
Ballast/Driver: -

Summary

Lumens per Lamp: N/A
Luminaire Lumens: 6369 lumens
Efficiency: N/A
Efficacy: 65.5 lumens/watt
Luminous Opening: Rectangular w/ Sides (W: 0.67' x L: 1' x H: 0.1')
IES Classification: Type II - Short - Non-Cutoff
BUG Rating: B0 - U0 - G2

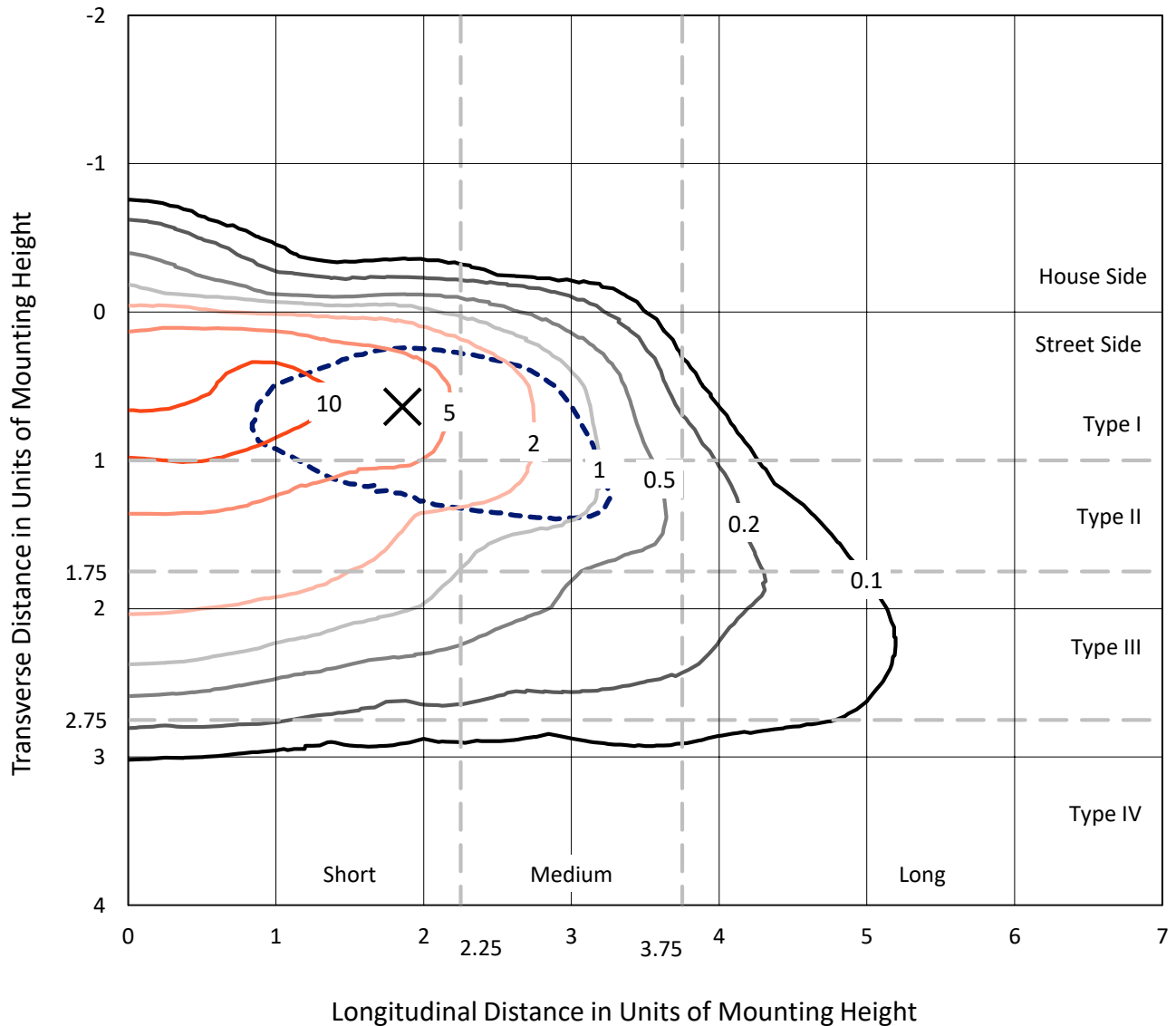
Input Watts (W): 97.2
Input Voltage (V): NR
Input Current (Ain): NR
Voltage Rise (V): NR
Power Factor: NR
Total Harmonic Distortion (THDi): NR
Frequency (hertz): 60
Stabilization Time: NR
Operation Time: NR
Ambient Temperature (°C): NR
Test Distance: 25 FT



REPORT NUMBER: P162336
 CATALOG NUMBER: EMM-E04-LED-E1-SL2-HSS-7030

Iso-Footcandle Lines of Horizontal Illumination

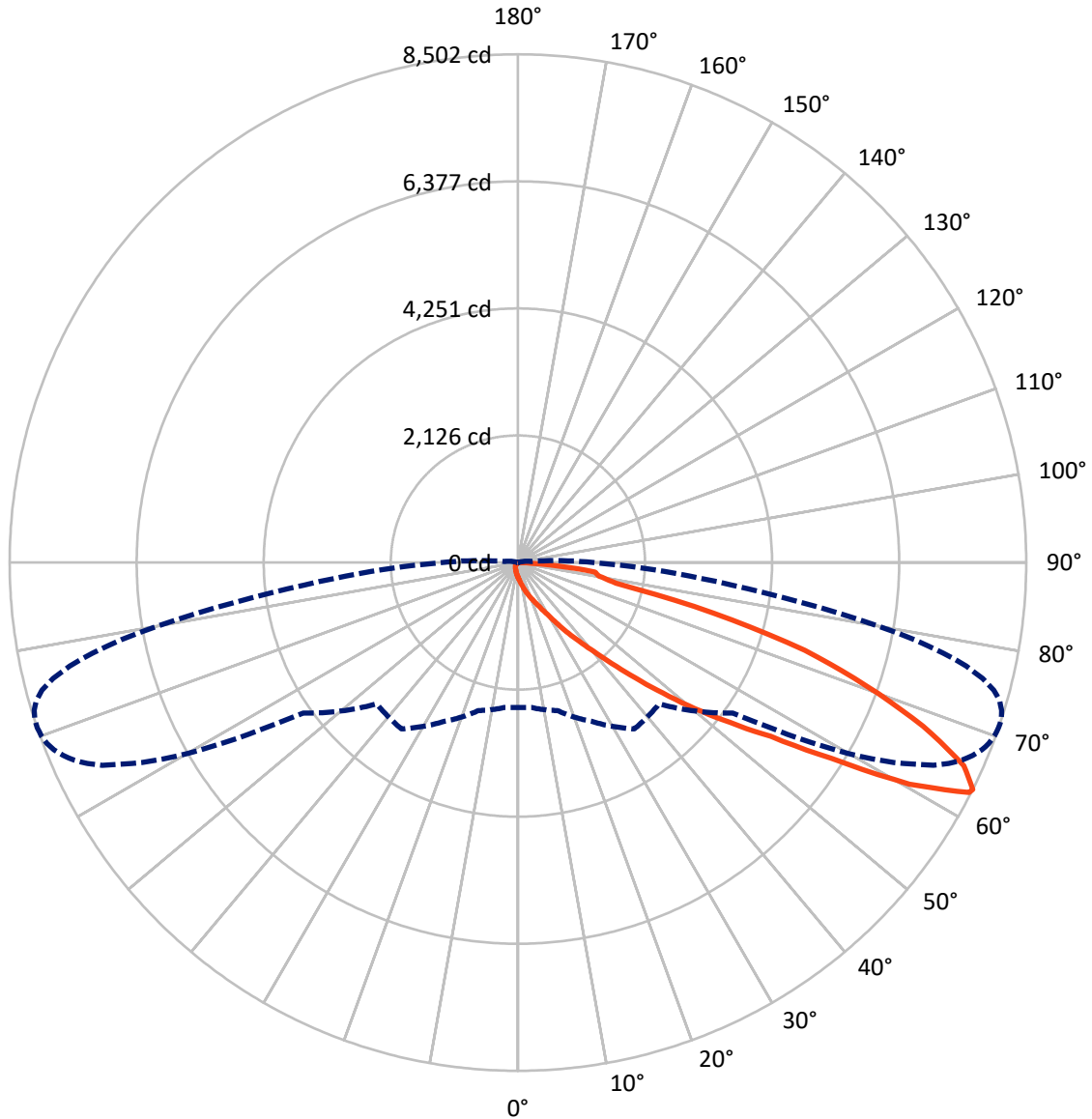
× Max cd
 - - - 1/2 Max cd



Based on 10 foot mounting height. Maximum calculated value = 13.4 fc
 Type II - Short - Non-Cutoff

REPORT NUMBER: P162336
CATALOG NUMBER: EMM-E04-LED-E1-SL2-HSS-7030

Luminous Intensity Polar Plot



— Vertical Plane Through 71-Deg Lateral - - - Horizontal Cone Through 63-Deg Vertical

REPORT NUMBER: P162336

CATALOG NUMBER: EMM-E04-LED-E1-SL2-HSS-7030

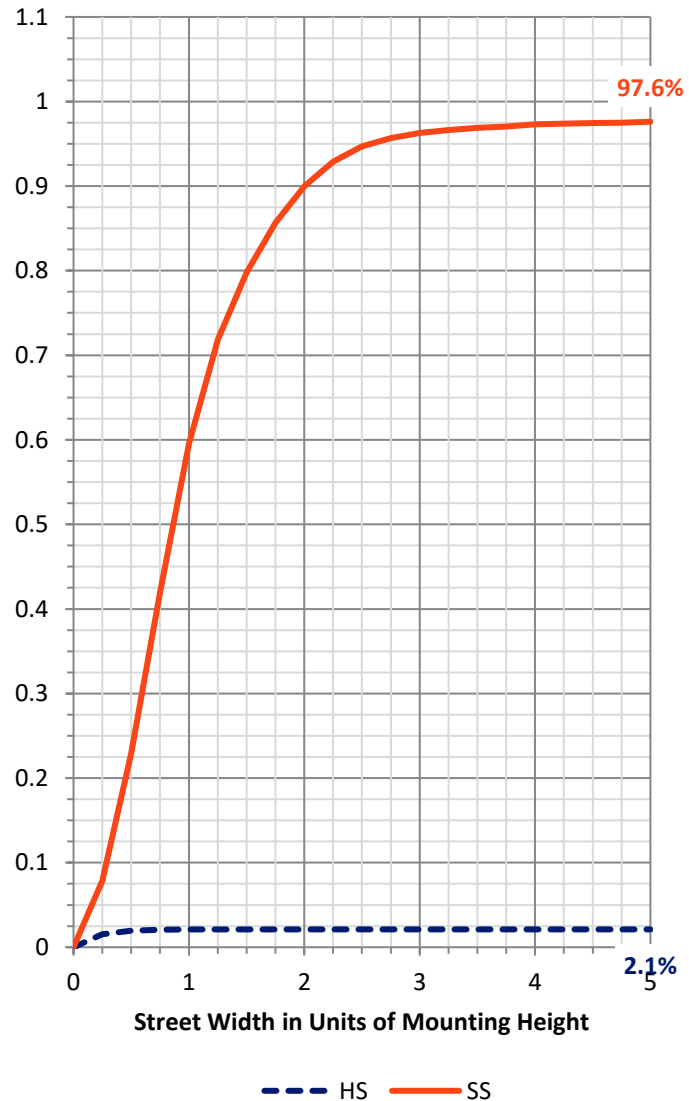
FLUX DISTRIBUTION:

		Downward	Upward	Total
House Side	Lumens	135.2	0.0	135.2
	% Fixture	2.1	0.0	2.1
Street Side	Lumens	6233.7	0.0	6233.7
	% Fixture	97.9	0.0	97.9
Total	Lumens	6369.0	0.0	6369.0
	% Fixture	100.0	0.0	100.0

Coefficient of Utilization

ZONAL LUMENS:

Zone	Lumens	% Fixture
0°-10°	27.0	0.4
10°-20°	104.7	1.6
20°-30°	212.7	3.3
30°-40°	519.7	8.2
40°-50°	1162.2	18.2
50°-60°	1634.2	25.7
60°-70°	1921.7	30.2
70°-80°	693.9	10.9
80°-90°	92.8	1.5
90°-100°	0.0	0.0
100°-110°	0.0	0.0
110°-120°	0.0	0.0
120°-130°	0.0	0.0
130°-140°	0.0	0.0
140°-150°	0.0	0.0
150°-160°	0.0	0.0
160°-170°	0.0	0.0
170°-180°	0.0	0.0
0°-90°	6369.0	100.0
0°-180°	6369.0	100.0



REPORT NUMBER: P162336

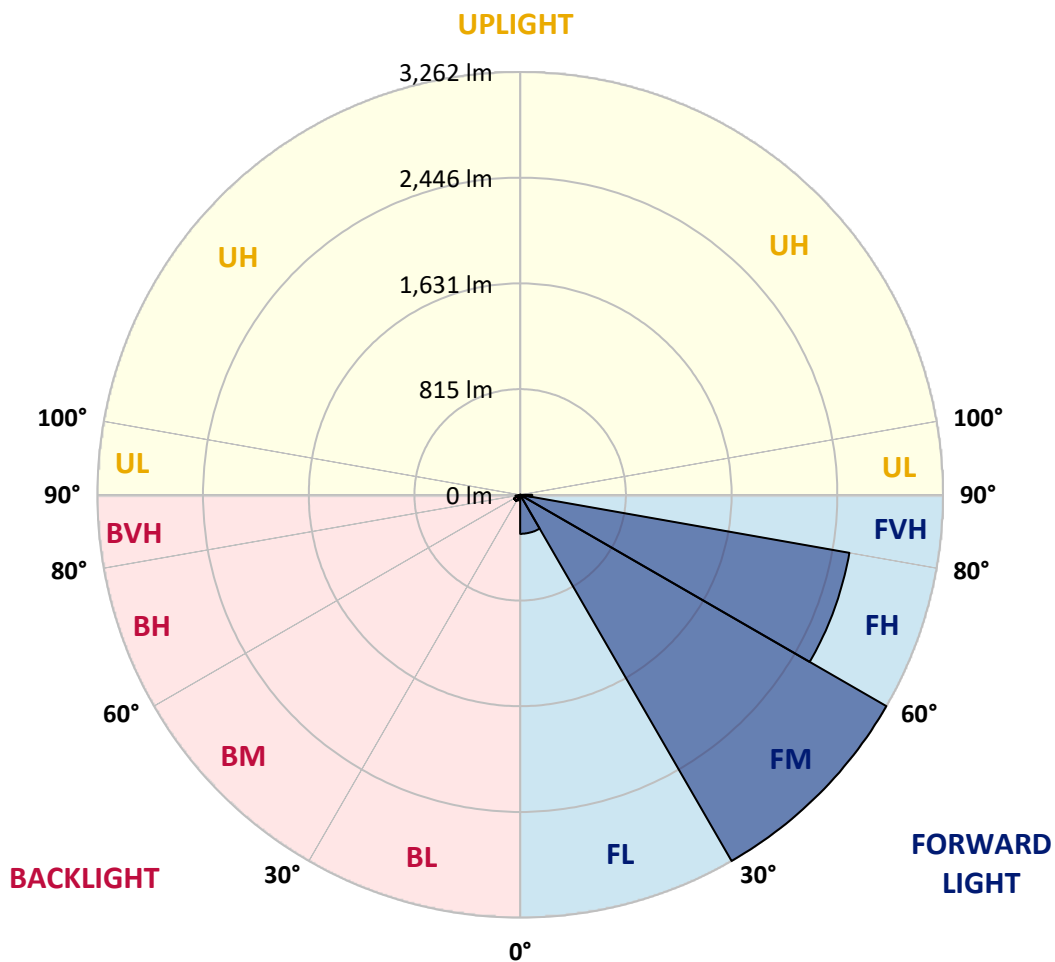
CATALOG NUMBER: EMM-E04-LED-E1-SL2-HSS-7030

LUMINAIRE CLASSIFICATION SYSTEM LUMEN TABLE AND BUG RATING:

Zone	Lumens	% Fixture	Zone Rating/Lumen Limit		
			B	U	G
FL (0°-30°)	301.0	4.7			
FM (30°-60°)	3261.6	51.2			
FH (60°-80°)	2578.5	40.5			G2/5000
FVH (80°-90°)	92.6	1.5			G1/100
BL (0°-30°)	43.5	0.7	B0/110		
BM (30°-60°)	54.5	0.9	B0/220		
BH (60°-80°)	37.1	0.6	B0/110		G0/110
BVH (80°-90°)	0.2	0.0			G0/10
UL (90°-100°)	0.0	0.0		U0/0	
UH (100°-180°)	0.0	0.0		U0/0	

BUG Rating: B0-U0-G2

Type II Short





REPORT NUMBER: P162336
 CATALOG NUMBER: EMM-E04-LED-E1-SL2-HSS-7030

CANDELA DISTRIBUTION (FULL):

	0°	5°	15°	25°	35°	45°	55°	56°	57°	58°	59°
0°	244.3	244.3	244.3	244.3	244.3	244.3	244.3	244.3	244.3	244.3	244.3
2.5°	319.6	323.1	320.8	314.9	308.0	298.7	290.6	290.6	289.5	285.9	287.2
5°	419.2	420.3	415.6	401.8	389.1	369.4	347.3	345.0	342.7	339.3	338.1
7.5°	516.3	521.0	516.3	501.4	475.9	445.7	411.0	407.6	400.7	400.7	396.0
10°	616.0	616.0	611.3	593.9	570.8	527.9	484.0	478.2	470.1	467.8	460.8
12.5°	686.6	686.6	684.3	675.0	656.5	618.3	565.1	559.2	548.9	545.3	537.3
15°	714.4	714.4	715.6	723.6	724.8	707.4	651.9	647.3	636.8	627.5	624.1
17.5°	731.8	730.6	730.6	742.1	763.1	774.6	738.7	734.1	722.5	717.9	706.3
20°	770.0	767.7	760.6	760.6	780.4	820.9	820.9	819.7	807.0	803.5	797.8
22.5°	826.6	824.3	803.5	786.2	795.5	846.4	893.9	891.6	886.9	882.3	878.8
25°	919.3	911.2	875.4	824.3	816.3	870.7	949.4	955.2	958.7	958.7	961.0
27.5°	1059.4	1049.0	985.3	890.3	854.5	910.1	1010.8	1022.3	1032.8	1035.1	1045.5
30°	1254.0	1235.5	1144.0	1005.1	922.8	967.9	1101.1	1113.8	1128.9	1133.5	1149.7
32.5°	1573.5	1563.0	1475.1	1266.6	1090.7	1081.4	1227.3	1243.5	1263.2	1271.3	1291.0
35°	2059.8	2062.1	1990.4	1802.7	1559.6	1432.3	1453.1	1467.0	1473.9	1498.3	1508.6
37.5°	2389.8	2395.5	2411.7	2337.7	2164.0	2034.3	1871.0	1886.1	1850.2	1853.7	1854.8
40°	2570.4	2588.9	2683.9	2755.6	2741.8	2666.5	2535.7	2543.7	2476.6	2461.5	2388.6
42.5°	2690.9	2715.1	2866.8	3089.1	3202.6	3270.9	3240.8	3237.3	3185.2	3165.6	3104.2
45°	2766.1	2788.0	2979.1	3306.8	3568.4	3767.6	3849.8	3859.1	3815.1	3795.4	3744.5
47.5°	2762.6	2788.0	2993.0	3387.8	3773.4	4091.8	4323.3	4334.9	4361.6	4344.3	4347.7
50°	2609.7	2634.1	2840.2	3250.1	3713.2	4240.0	4663.8	4700.8	4743.7	4772.6	4786.4
52.5°	2424.5	2441.9	2624.8	3013.8	3456.1	4178.6	4865.2	4928.9	4992.6	5047.1	5085.2
55°	2356.2	2375.9	2519.5	2842.5	3250.1	3921.6	4959.0	5052.8	5143.1	5232.3	5305.2
57.5°	2392.1	2410.6	2513.7	2761.5	3127.3	3650.6	4985.7	5131.6	5279.8	5424.4	5568.0
60°	2524.1	2543.7	2631.8	2836.7	3094.9	3494.4	4881.4	5123.4	5370.0	5622.5	5859.8
62.5°	2472.0	2480.1	2609.7	2968.6	3326.4	3361.3	4502.8	4840.9	5217.2	5606.3	5989.5
63°	2422.2	2431.5	2563.5	2932.8	3397.1	3341.5	4385.9	4742.5	5139.6	5558.8	5975.6
65°	2196.4	2197.5	2298.4	2590.1	3318.4	3376.2	3864.8	4205.3	4661.5	5164.0	5690.8
67.5°	1639.5	1631.4	1728.7	1950.9	2605.1	3377.4	3317.2	3508.2	3825.5	4271.3	4743.7
70°	581.3	568.5	725.9	1033.9	1623.3	2762.6	2850.6	2863.3	2951.3	3192.1	3488.5
72.5°	188.8	192.2	231.6	378.6	748.0	1859.5	2580.8	2541.4	2518.3	2517.2	2556.5
75°	75.3	76.5	92.7	167.9	335.7	896.2	2260.1	2282.0	2290.2	2301.8	2314.6
77.5°	35.9	39.3	52.1	93.8	166.7	443.4	1617.5	1803.9	1910.5	1992.7	2042.4
80°	12.8	15.1	29.0	57.8	77.6	203.7	852.2	1028.2	1184.4	1386.0	1559.6
82.5°	0.0	0.0	5.8	40.6	42.9	82.2	349.6	409.9	469.0	607.8	780.4
85°	0.0	0.0	0.0	11.6	12.8	13.9	118.1	142.4	159.8	186.4	215.3
87.5°	0.0	0.0	0.0	0.0	0.0	0.0	1.2	3.5	6.9	17.4	26.7
90°	0.0	0.0	0.0	0.0	0.0	0.0	0.0	0.0	0.0	0.0	0.0



REPORT NUMBER: P162336

CATALOG NUMBER: EMM-E04-LED-E1-SL2-HSS-7030

CANDELA DISTRIBUTION (continued):

	60°	61°	62°	64°	65°	66°	67°	68°	69°	70°	71°
0°	244.3	244.3	244.3	244.3	244.3	244.3	244.3	244.3	244.3	244.3	244.3
2.5°	284.8	283.6	283.6	281.3	280.2	277.9	276.7	273.3	272.1	272.1	272.1
5°	337.0	332.3	330.0	324.2	320.8	319.6	313.8	311.5	308.0	309.2	303.4
7.5°	394.8	386.8	383.2	375.1	372.8	364.7	362.4	356.6	353.2	346.2	343.9
10°	458.5	448.0	442.3	429.5	426.1	420.3	413.3	406.4	400.7	393.7	390.2
12.5°	531.4	522.2	517.6	500.2	492.1	484.0	474.7	465.4	456.2	450.3	442.3
15°	617.2	602.1	597.5	581.3	567.4	556.9	544.2	532.5	525.6	514.0	506.0
17.5°	701.7	686.6	683.1	658.8	643.7	636.8	622.9	607.8	595.1	583.6	570.8
20°	786.2	775.7	766.5	743.3	727.1	715.6	697.1	682.0	671.5	655.3	639.1
22.5°	870.7	860.3	853.3	829.0	814.0	797.8	781.6	765.4	750.3	730.6	712.0
25°	957.6	950.6	947.1	925.2	911.2	896.2	880.0	861.5	843.0	820.9	801.2
27.5°	1047.8	1050.1	1043.2	1038.5	1023.6	1013.1	987.6	974.8	961.0	934.4	910.1
30°	1162.5	1169.5	1167.1	1170.5	1161.3	1154.4	1134.6	1118.4	1102.2	1076.8	1049.0
32.5°	1307.2	1316.4	1321.1	1333.9	1329.2	1326.9	1321.1	1297.9	1286.4	1242.4	1230.8
35°	1530.7	1526.0	1545.8	1556.1	1551.5	1549.2	1542.2	1529.6	1515.6	1484.4	1455.4
37.5°	1821.2	1825.8	1832.9	1812.0	1798.1	1797.0	1776.2	1763.4	1743.6	1708.9	1674.2
40°	2353.9	2324.9	2292.5	2204.5	2166.3	2144.3	2082.9	2065.6	2032.0	1984.5	1948.6
42.5°	3046.2	3017.3	2920.0	2773.1	2694.3	2585.4	2535.7	2474.3	2426.8	2349.3	2307.6
45°	3734.0	3650.6	3639.0	3467.7	3370.5	3226.9	3137.8	3034.6	2927.0	2825.2	2751.0
47.5°	4314.1	4295.5	4238.8	4134.7	4044.3	3923.9	3809.3	3650.6	3539.5	3394.7	3261.6
50°	4778.4	4777.2	4756.4	4696.2	4620.9	4523.6	4422.9	4288.6	4162.4	3985.3	3842.9
52.5°	5125.7	5144.2	5151.2	5132.7	5103.8	5018.1	4967.2	4854.8	4748.3	4597.8	4443.8
55°	5380.5	5448.8	5483.5	5522.8	5514.8	5484.7	5482.3	5409.5	5360.8	5241.5	5132.7
57.5°	5695.4	5807.7	5915.3	6106.4	6113.4	6180.6	6215.3	6250.0	6259.3	6211.8	6176.0
60°	6096.1	6325.3	6529.0	6928.4	7032.7	7197.1	7303.6	7419.4	7517.8	7525.9	7523.6
62.5°	6378.5	6731.6	7060.4	7653.3	7855.9	8045.8	8188.2	8300.5	8368.8	8438.3	8470.8
63°	6386.6	6773.3	7123.0	7734.4	7947.4	8128.0	8263.5	8367.6	8439.5	8481.1	8502.0
65°	6190.9	6659.9	7076.6	7685.7	7886.0	8067.8	8138.4	8206.8	8241.5	8257.7	8196.3
67.5°	5247.3	5705.8	6192.1	6872.9	7044.2	7262.0	7319.8	7354.5	7370.7	7367.3	7315.2
70°	3923.9	4308.3	4849.0	5627.1	5854.0	6067.1	6199.1	6255.8	6274.4	6268.5	6190.9
72.5°	2739.4	2965.2	3410.9	4277.0	4586.2	4859.4	5022.7	5107.2	5124.6	5089.8	5018.1
75°	2300.7	2312.2	2412.9	2886.4	3175.9	3467.7	3651.8	3705.0	3670.3	3565.0	3382.1
77.5°	2053.9	2079.5	2079.5	2150.1	2206.8	2287.9	2305.3	2175.6	2025.1	1830.6	1673.0
80°	1722.8	1812.0	1874.6	1926.7	1932.4	1916.2	1873.3	1800.4	1684.7	1536.5	1372.1
82.5°	1046.7	1222.7	1294.4	1563.0	1695.1	1784.2	1777.3	1680.1	1592.0	1438.0	1297.9
85°	264.0	284.8	309.2	401.8	450.3	550.0	612.6	641.4	651.9	598.5	541.9
87.5°	25.5	17.4	29.0	22.0	31.3	23.1	31.3	29.0	35.9	38.2	41.6
90°	0.0	0.0	0.0	0.0	0.0	0.0	0.0	0.0	0.0	0.0	0.0



REPORT NUMBER: P162336
 CATALOG NUMBER: EMM-E04-LED-E1-SL2-HSS-7030

CANDELA DISTRIBUTION (continued):

	72°	73°	74°	75°	76°	77°	78°	79°	80°	81°	82°
0°	244.3	244.3	244.3	244.3	244.3	244.3	244.3	244.3	244.3	244.3	244.3
2.5°	269.7	268.6	267.4	266.3	265.1	264.0	261.7	261.7	259.4	258.2	257.1
5°	299.8	297.5	296.4	294.1	290.6	288.3	284.8	280.2	276.7	275.6	273.3
7.5°	338.1	332.3	330.0	326.5	321.9	314.9	310.3	306.9	301.0	297.5	290.6
10°	380.9	375.1	368.1	361.2	354.3	346.2	340.4	335.7	326.5	321.9	313.8
12.5°	435.4	424.9	416.9	407.6	398.3	389.1	382.1	368.1	360.1	349.6	342.7
15°	490.9	481.6	472.4	460.8	446.9	431.8	424.9	412.2	401.8	385.6	376.3
17.5°	558.1	540.7	526.8	512.9	500.2	486.3	472.4	452.7	437.7	423.8	405.3
20°	624.1	603.2	588.2	569.7	551.2	529.1	512.9	499.1	478.2	459.7	440.0
22.5°	694.8	673.8	649.6	631.1	605.5	588.2	566.2	543.0	522.2	497.8	473.6
25°	780.4	758.3	730.6	706.3	677.3	653.0	626.4	599.8	574.3	546.5	515.3
27.5°	885.7	862.6	832.5	803.5	765.4	735.2	709.7	673.8	641.4	606.7	570.8
30°	1018.9	993.5	956.3	914.7	876.5	843.0	807.0	759.5	723.6	682.0	635.7
32.5°	1192.6	1162.5	1112.7	1073.4	1025.9	981.8	932.1	884.6	833.6	779.3	725.9
35°	1411.4	1383.7	1325.7	1267.9	1215.7	1163.6	1101.1	1046.7	974.8	908.8	840.6
37.5°	1638.3	1588.5	1535.3	1472.8	1407.9	1345.4	1268.9	1193.7	1111.5	1039.8	954.0
40°	1897.7	1837.5	1793.5	1726.4	1634.9	1545.8	1475.1	1381.4	1278.2	1182.1	1081.4
42.5°	2253.2	2186.0	2107.3	2005.4	1939.3	1835.2	1743.6	1632.6	1497.0	1389.4	1267.9
45°	2664.2	2572.7	2496.2	2397.8	2318.0	2188.3	2081.8	1933.6	1798.1	1656.8	1508.6
47.5°	3133.2	3019.7	2908.5	2811.2	2683.9	2556.5	2421.0	2263.5	2089.9	1934.7	1758.7
50°	3671.5	3510.6	3356.6	3231.6	3056.7	2909.7	2762.6	2585.4	2393.2	2214.9	2014.6
52.5°	4270.1	4083.7	3879.9	3687.7	3485.1	3296.3	3119.2	2915.4	2701.2	2483.6	2260.1
55°	4992.6	4852.4	4612.8	4368.5	4097.5	3845.2	3617.1	3364.7	3104.2	2818.1	2583.1
57.5°	6123.8	6055.5	5855.2	5610.9	5257.7	4950.8	4564.2	4255.0	3877.6	3483.9	3180.5
60°	7656.8	7572.3	7459.9	7262.0	6981.8	6564.9	6138.8	5658.4	5084.1	4538.7	4021.2
62.5°	8474.2	8444.1	8352.6	8216.0	7954.3	7625.5	7196.0	6667.9	6019.6	5357.3	4697.3
63°	8498.5	8460.3	8381.6	8242.7	8012.3	7693.8	7272.3	6759.4	6124.9	5449.9	4776.1
65°	8169.7	8154.6	8074.7	7923.1	7765.5	7522.5	7196.0	6754.8	6222.2	5584.2	4913.8
67.5°	7245.8	7200.6	7077.9	7031.6	6921.5	6752.5	6503.5	6200.2	5819.3	5317.9	4739.1
70°	6128.5	6061.2	5907.3	5825.1	5690.8	5584.2	5432.6	5216.1	4981.0	4631.3	4199.5
72.5°	4943.9	4805.1	4663.8	4449.6	4261.9	4072.1	3904.3	3751.4	3493.1	3352.0	3024.3
75°	3210.7	2958.3	2716.3	2392.1	2100.3	1842.2	1590.8	1463.6	1198.3	1090.7	936.7
77.5°	1523.7	1382.4	1192.6	1045.5	857.9	700.5	572.0	429.5	337.0	264.0	201.4
80°	1229.6	1110.4	995.8	862.6	721.3	575.4	441.1	330.0	233.9	162.1	114.6
82.5°	1096.5	966.8	825.5	734.1	638.0	522.2	428.4	349.6	258.2	188.8	128.5
85°	426.1	358.9	276.7	225.8	176.0	144.7	130.8	90.4	70.6	55.5	42.9
87.5°	37.0	30.1	24.4	16.2	17.4	9.3	10.5	6.9	5.8	5.8	4.6
90°	0.0	0.0	0.0	0.0	0.0	0.0	0.0	0.0	0.0	0.0	0.0



REPORT NUMBER: P162336

CATALOG NUMBER: EMM-E04-LED-E1-SL2-HSS-7030

CANDELA DISTRIBUTION (continued):

	83°	84°	85°	86°	87°	88°	89°	90°	95°	105°	115°
0°	244.3	244.3	244.3	244.3	244.3	244.3	244.3	244.3	244.3	244.3	244.3
2.5°	255.9	254.8	253.5	251.2	251.2	248.9	247.8	246.6	240.9	228.1	217.6
5°	268.6	266.3	264.0	260.5	258.2	254.8	252.5	248.9	236.3	211.9	191.1
7.5°	287.2	282.5	279.0	272.1	268.6	264.0	260.5	254.8	233.9	196.8	167.9
10°	309.2	301.0	295.2	287.2	280.2	274.4	268.6	260.5	231.6	180.6	147.0
12.5°	335.7	326.5	314.9	305.7	296.4	288.3	280.2	269.7	228.1	166.7	130.8
15°	362.4	348.5	340.4	327.7	314.9	303.4	291.8	282.5	229.3	151.6	116.9
17.5°	392.5	378.6	361.2	347.3	333.4	318.5	304.5	285.9	223.5	140.0	106.6
20°	421.5	401.8	385.6	368.1	348.5	330.0	312.6	296.4	218.8	128.5	97.3
22.5°	452.7	429.5	408.7	386.8	362.4	341.6	320.8	299.8	210.7	118.1	89.1
25°	490.9	464.3	434.1	407.6	382.1	356.6	330.0	304.5	202.6	108.9	83.4
27.5°	537.3	502.5	472.4	438.8	403.0	370.5	341.6	313.8	194.5	101.9	77.6
30°	596.2	555.8	512.9	470.1	431.8	394.8	354.3	319.6	186.4	95.0	71.7
32.5°	675.0	624.1	572.0	522.2	471.3	423.8	380.9	335.7	181.8	89.1	66.0
35°	779.3	713.3	649.6	587.0	525.6	467.8	412.2	361.2	181.8	82.2	59.1
37.5°	877.7	801.2	720.2	642.6	569.7	502.5	436.5	375.1	172.6	76.5	53.2
40°	984.1	892.6	797.8	706.3	618.3	535.0	459.7	389.1	164.4	69.4	47.5
42.5°	1147.4	1031.6	907.7	801.2	695.9	592.8	499.1	415.6	154.1	62.5	41.6
45°	1361.6	1214.5	1068.7	939.0	804.7	678.4	567.4	464.3	151.6	56.7	35.9
47.5°	1590.8	1417.2	1245.8	1080.3	922.8	775.7	642.6	518.7	151.6	50.9	31.3
50°	1818.9	1601.3	1418.4	1226.2	1049.0	875.4	716.7	575.4	152.8	46.3	25.5
52.5°	2025.1	1792.4	1587.4	1365.0	1169.5	967.9	795.5	631.1	150.5	40.6	20.8
55°	2311.0	2037.7	1800.4	1555.0	1325.7	1098.8	903.1	714.4	151.6	35.9	17.4
57.5°	2837.8	2517.2	2231.1	1909.3	1645.2	1352.4	1115.0	885.7	165.6	30.1	12.8
60°	3594.0	3177.1	2775.4	2382.9	2047.0	1698.6	1390.6	1120.7	194.5	24.4	9.3
62.5°	4102.2	3556.8	3077.5	2644.5	2254.3	1889.5	1553.8	1247.0	214.2	19.7	5.8
63°	4154.3	3590.4	3108.8	2661.9	2263.5	1898.8	1560.7	1256.3	215.3	18.5	5.8
65°	4252.7	3648.3	3126.2	2665.3	2254.3	1886.1	1556.1	1255.1	217.6	15.1	4.6
67.5°	4140.4	3559.1	3025.4	2565.8	2173.3	1810.9	1498.3	1208.8	216.5	10.5	3.5
70°	3702.7	3221.1	2752.2	2323.8	1967.1	1639.5	1363.9	1102.2	199.1	6.9	2.3
72.5°	2718.6	2390.9	2027.4	1718.2	1482.1	1230.8	1050.1	827.9	154.1	4.6	1.2
75°	805.8	734.1	617.2	544.2	480.5	397.1	353.2	275.6	78.8	2.3	0.0
77.5°	161.0	145.9	130.8	119.2	112.3	96.1	91.5	75.3	32.4	1.2	0.0
80°	84.5	69.4	59.1	52.1	45.2	37.0	31.3	25.5	5.8	0.0	0.0
82.5°	81.1	54.4	39.3	32.4	27.8	22.0	17.4	12.8	3.5	0.0	0.0
85°	30.1	23.1	17.4	13.9	11.6	10.5	8.2	6.9	0.0	0.0	0.0
87.5°	4.6	3.5	3.5	2.3	2.3	1.2	1.2	1.2	0.0	0.0	0.0
90°	0.0	0.0	0.0	0.0	0.0	0.0	0.0	0.0	0.0	0.0	0.0



REPORT NUMBER: P162336

CATALOG NUMBER: EMM-E04-LED-E1-SL2-HSS-7030

CANDELA DISTRIBUTION (continued):

	125°	135°	145°	155°	165°	175°	180°
0°	244.3	244.3	244.3	244.3	244.3	244.3	244.3
2.5°	207.3	198.0	193.4	187.5	187.5	186.4	188.8
5°	172.6	159.8	150.5	143.6	144.7	141.3	142.4
7.5°	145.9	133.1	125.1	120.4	119.2	118.1	118.1
10°	126.2	114.6	107.7	104.2	103.0	103.0	103.0
12.5°	112.3	100.7	95.0	92.7	92.7	91.5	91.5
15°	100.7	91.5	85.7	83.4	83.4	82.2	83.4
17.5°	91.5	82.2	77.6	75.3	75.3	74.0	74.0
20°	83.4	75.3	70.6	67.1	67.1	66.0	67.1
22.5°	76.5	68.3	62.5	60.2	59.1	57.8	59.1
25°	69.4	61.4	55.5	52.1	50.9	50.9	49.8
27.5°	63.7	55.5	48.6	45.2	44.0	44.0	42.9
30°	57.8	48.6	41.6	38.2	37.0	37.0	37.0
32.5°	52.1	41.6	35.9	32.4	31.3	31.3	31.3
35°	46.3	35.9	30.1	26.7	25.5	25.5	25.5
37.5°	39.3	30.1	23.1	20.8	19.7	18.5	18.5
40°	33.6	23.1	17.4	15.1	12.8	12.8	12.8
42.5°	27.8	18.5	12.8	9.3	8.2	6.9	8.2
45°	23.1	13.9	8.2	4.6	3.5	3.5	3.5
47.5°	18.5	9.3	3.5	1.2	1.2	1.2	1.2
50°	13.9	5.8	1.2	0.0	0.0	1.2	1.2
52.5°	10.5	3.5	0.0	0.0	0.0	0.0	0.0
55°	5.8	1.2	0.0	0.0	0.0	0.0	0.0
57.5°	3.5	0.0	0.0	0.0	0.0	0.0	0.0
60°	2.3	0.0	0.0	0.0	0.0	0.0	0.0
62.5°	1.2	0.0	0.0	0.0	0.0	0.0	0.0
63°	1.2	0.0	0.0	0.0	0.0	0.0	0.0
65°	1.2	0.0	0.0	0.0	0.0	0.0	0.0
67.5°	0.0	0.0	0.0	0.0	0.0	0.0	0.0
70°	0.0	0.0	0.0	0.0	0.0	0.0	0.0
72.5°	0.0	0.0	0.0	0.0	0.0	0.0	0.0
75°	0.0	0.0	0.0	0.0	0.0	0.0	0.0
77.5°	0.0	0.0	0.0	0.0	0.0	0.0	0.0
80°	0.0	0.0	0.0	0.0	0.0	0.0	0.0
82.5°	0.0	0.0	0.0	0.0	0.0	0.0	0.0
85°	0.0	0.0	0.0	0.0	0.0	0.0	0.0
87.5°	0.0	0.0	0.0	0.0	0.0	0.0	0.0
90°	0.0	0.0	0.0	0.0	0.0	0.0	0.0

(END OF REPORT)